




sunford

Acute & Chronic Vascular Access



Long Term and Short Term Access for Dialysis and Apheresis

SUNFORD HEALTHCARE PVT. LTD.

A-14, Basement DDA Shed, Okhla Industrial Area, Phase-II, New Delhi-110020


Mob. : +919810226622, 8920224517 • Email : customercare@sunfordhealthcare.com

Website : www.sunfordhealthcare.com

360° Flow Polyurethane Catheter



Coaxial Internal Lumen Design
Round venous lumen provides
greater hemodynamic capabilities.



Features

- One of the true 360° coaxial flow design
- 360° arterial port help eliminate vessel occlusion and arterial insufficiency
- Radiopaque polyurethane material, both Alcohol and Iodine compatible catheter and extensions
- Thermosensitive material softens after insertion for patient safety.
- Coaxial catheter design improve's blood flow rate and outcome, when compared with standard double "D" design.
- Special unique Pre-Curve design overcomes patient discomfort and significantly decreases the risk of infections, compared with straight and "M" model extensions.

Available in :

Double Lumen Straight, Double Lumen Curve, Double Lumen Pre-Curve, Triple Lumen Straight, Triple Lumen Curve and Pediatric Catheter.

KIT CONTENTS :

1-Polyurethane Radiopaque Catheter, 1-Nitinol Core Guide Wire With Advancer J (Tip), 1-11"ThumbScalpel, 2-Vessel Dilators, 1-Introducer Needle, 1-5ml Hollow Syringe, 2-Heparin Locks, 1-Transparent Dressing, 1-MersilkSuturewith Half-Curve Needle

PRODUCT SPECIFICATIONS

FC74S	7F * 10 CM DOUBLE LUMEN STRAIGHT SOFT-LINE CATHETER SET
FC94S	9F * 12 CM DOUBLE LUMEN STRAIGHT CATHETER SET
FC 116S	11.5F* 15 CM DOUBLE LUMEN STRAIGHT CATHETER SET
FC 115J	11.5F* 13.5 CM DOUBLE LUMEN CURVED JUGULAR CATHETER SET
FC 118S	11.5F* 20 CM DOUBLE LUMEN STRAIGHT CATHETER SET
FC 115PC	11.5 F * 13.5 CM DOUBLE LUMEN PRE-CURVED CATHETER SET(RAULERSON IJ)
FC 3116J	11.5F * 15 CM TRIPLE LUMEN CURVED CATHETER SET

"MAXOCATH" Long Term Vascular Access

High Flow Polyurethane Catheter



Features:

- High flow rate in excess of 400 ml/min
- Radiopaque polyurethane material with kink resistance
- Both Alcohol and Iodine compatible catheter and extensions
- Step tip arterial lumen to minimize the blood circulation
- Improved locking solutions holding by step tip
- Available in straight and pre-curved design to accommodate the patient comfort at most.
- Ideal for dialysis, hemofiltration, apheresis and plasmapheresis

KIT CONTENTS :

- (1) Catheter (1) Tunneler (1) Valved Peelable Sheath Introducer (1) Guidewire (1) Introducer needle
(2) Injection Caps (1) Scc syringe (1) Adhesive Dressing (1) Scalpel (1) Step Tip Dilator (1) Pt. ID Sticker


"MAXOCATH" LONG TERM HEMODIALYSIS CATHETERS :

PRODUCT SPECIFICATIONS

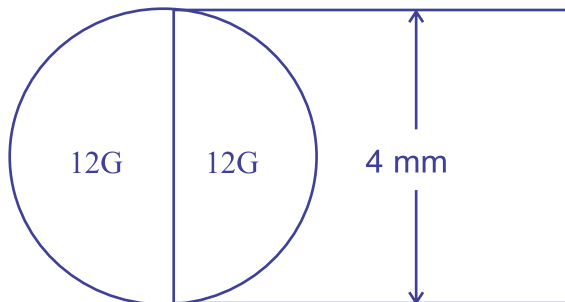
MC28LTSL	12.5F*28CM " MAXOCATH" SILICONE LONG TERM DOUBLE LUMEN CATHETER WITH CUFF (Cuff To Tip 23 em)
MC24LTPC	14.5F*24CM "MAXOCATH" POLYURETHANE LONG TERM PRE- CURVED DOUBLE LUMEN CATHETER WITH CUFF (Cuff To Tip 19 em)
MC24LT	14.5F*24CM "MAXOCATH" POLYURETHANE LONGTERM DOUBLE LUMEN CATHETER WITH CUFF (Cuff To Tip 19 em)
MC28LT	14.5F*28CM "MAXOCATH" POLYURETHANE LONGTERM DOUBLE LUMEN CATHETER WITH CUFF (Cuff To Tip 23 em)



Hemodialysis Economic Catheter Kit



Catheter Cross Section



- » Indicated for acute and chronic hemodialysis
- » Designed for percutaneous insertion
- » Ideally placed in the jugular OR subclavian vein
- » Fluid path components are non-pyrogenic
- » Contains no medication

Superior Nitinol Core Guide Wire

✓ Highly Flexible

✓ Kink Free

✓ Trouble-free Advancement

Available in :

Double Lumen Straight, Double Lumen Curve, Triple Lumen Straight, Triple Lumen Curve

KIT CONTENTS :


1-Catheter Lumen, 2-Heparin Lock, 1-Nitinol Core Guide Wire With Advancer J (Tip), 1-11 Scalpel Blade
2-Vessel Dilators, 1-Introducer Needle, 1-5ml Hollow Syringe, 1-Transparent Dressing, 1-Mersilk Suture with Half-Curve Needle

SF 85J	8.5F* 11 CM DOUBLE LUMEN CURVED JUGULAR CATHETER SET
SF 115J	11.5F* 13.5 CM DOUBLE LUMEN CURVED JUGULAR CATHETER SET
SF 116S	12F* 15 CM DOUBLE LUMEN STRAIGHT CATHETER SET
SF 116J	12F* 15 CM DOUBLE LUMEN CURVED JUGULAR CATHETER SET
SF 118S	11.5F* 20 CM DOUBLE LUMEN STRAIGHT CATHETER SET
SF 316J	12F* 13.5 CM TRIPLE LUMEN CURVED JUGULAR CATHETER SET

Catheter Accessories



Femoral



Femoral with Dialator



Guide Wire



Introducer Niddle